

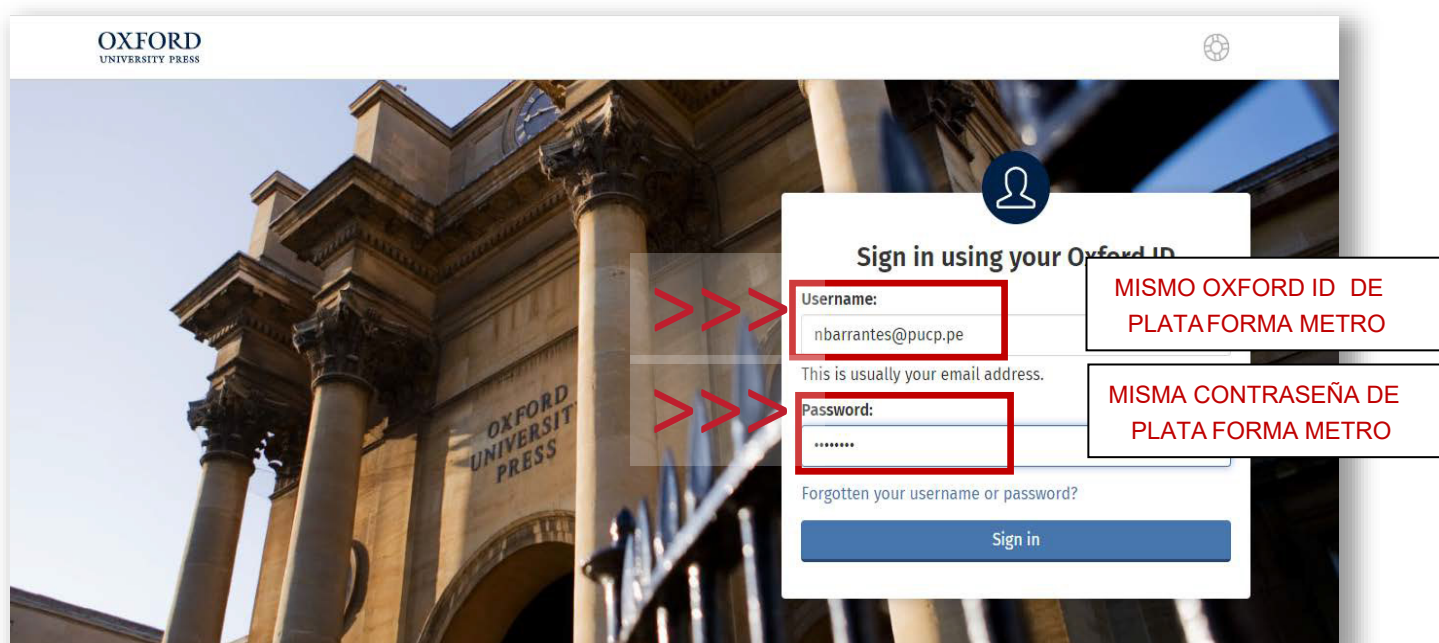
¿CÓMO ACTIVAR EL E-BOOK?

A

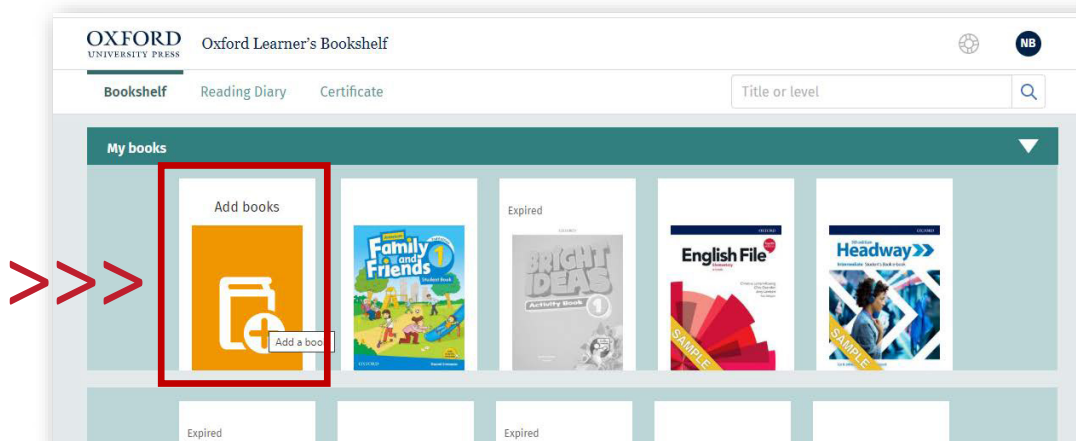
Con tu mismo Oxford ID y contraseña que creaste en el paso 1, deberás dirigirte a Oxford Learner's Bookshelf e ingresar.

RECUERDA: NO DEBES CREAR OTRA CUENTA, USA LA QUE YA CREAMOS EN METRO ONLINE

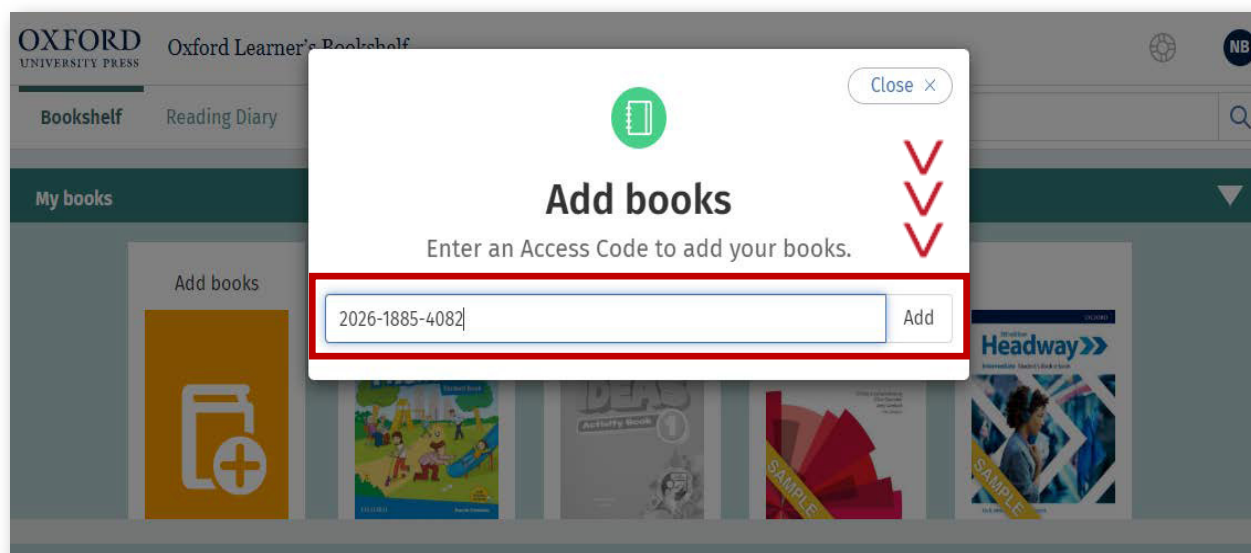
- Para ingresar haz clic [aquí](#) y presiona el botón Sign In.


B

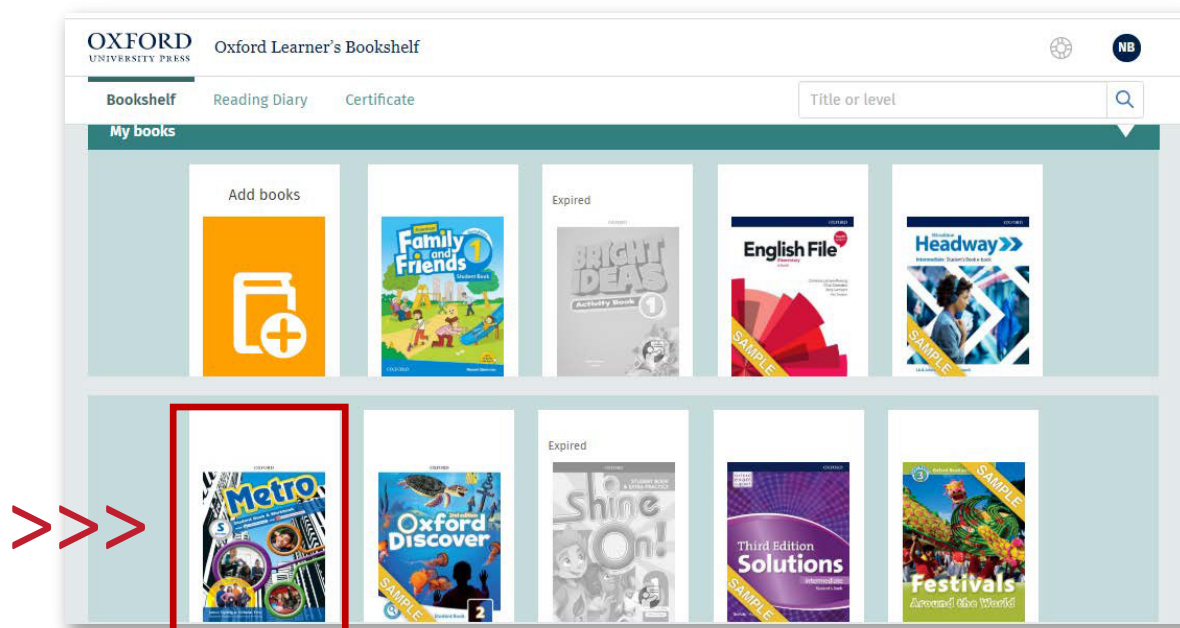
Cuando hayas ingresado da clic en **“ADD BOOKS”**



- C** Ingresa el código de e-book que recibiste por correo electrónico y da clic en **"ADD"**. Te aparecerá una ventana de confirmación cuando lo hayas activado.



- D** El e-book aparecerá en el panel de My books.





E Finalmente, usted podrá verificar la vigencia del producto activado dando clic sobre la fecha del producto. Una ventana se desplegará. Para abrir el libro digital, de clic en “Open”.

The screenshot shows the Oxford Learner's Bookshelf interface. At the top, there's a navigation bar with 'Bookshelf', 'Reading Diary', and 'Certificate' tabs. Below this, a row of book covers is displayed, including 'Oxford Discover', 'Shine On!', 'Third Edition Solutions', and 'Festivals'. A modal window for the 'Metro Starter Level E-Book' is open. It displays the following information:

- Metro Starter Level E-Book**
- CEFR: A1
- Author: James Styring, Nicholas Tims, and Alexandra Paramour
- Expires: 31 August 2020** (highlighted with a red box and red arrows pointing to it)
- Open** button (highlighted with a green box and red arrows pointing to it)

On the right side of the modal, there is a description: 'Metro is a brand new, 4-level course designed to reflect the lives of teenagers today. Fun and quirky topics, integrated video and interactive digital components combine to give a fresh twist to the reliable and effective methodology, enabling both students and teachers to challenge themselves with Metro.'

F Ahora que ya activaste tu e-book, podrás hacer tus clases en línea. Sigue las instrucciones de tu profesor en clase. Recuerda dar clic en “**Back to p.01**” antes de dar clic en “**Save and Close**” para cerrar correctamente tu libro.

The screenshot shows the Metro Starter Level E-Book interface. At the top, there's a navigation bar with a 'Back to p.0' button (highlighted with a red box), a page number '017/168', and a 'Save and Close' button (highlighted with a red box). Below this, a lesson page is displayed with the title 'Back to school! 1'. The page contains a grammar section on 'ammar' (grammar) and a section on 'Back to school! 1'. The grammar section includes a table with the following content:

ammar	Short form
I'm	Nacho.
You're	a student.
We're	twins.
You're	students.
They're	fun!
I'm not	Alvaro.
You aren't	a teacher.
We aren't	in math class.
You aren't	teachers.
They aren't	my favorite subjects.

The lesson page also includes a section on 'Back to school! 1' with a list of activities and a section on 'Write true sentences with the correct affirmative or negative form of be.'.

- G** Si quieres usar tu e-book en tu Ipad o Tablet, tendrás que bajarte la APP Oxford Learner's Bookshelf y seguir los mismos pasos A-F.

